

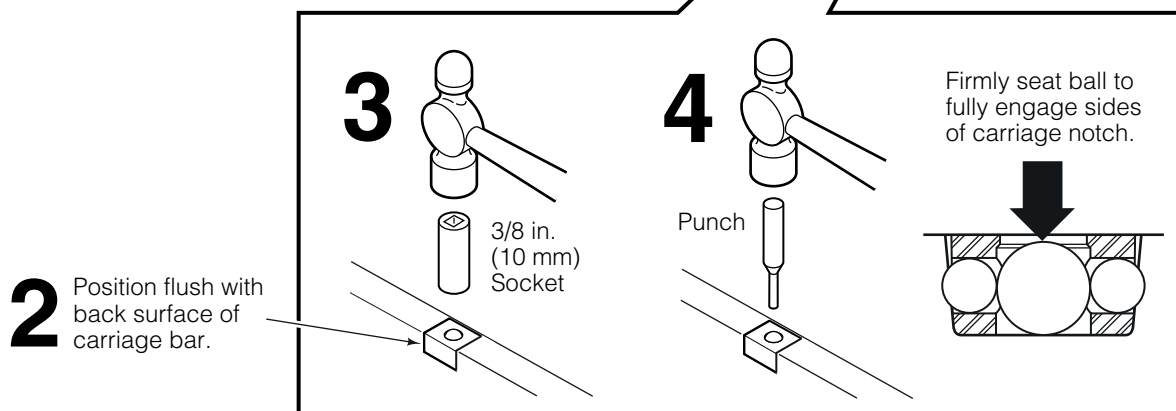
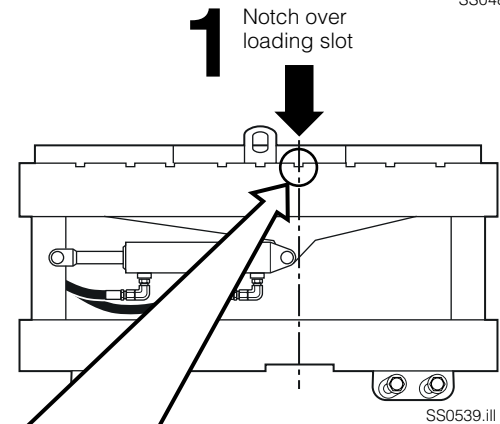
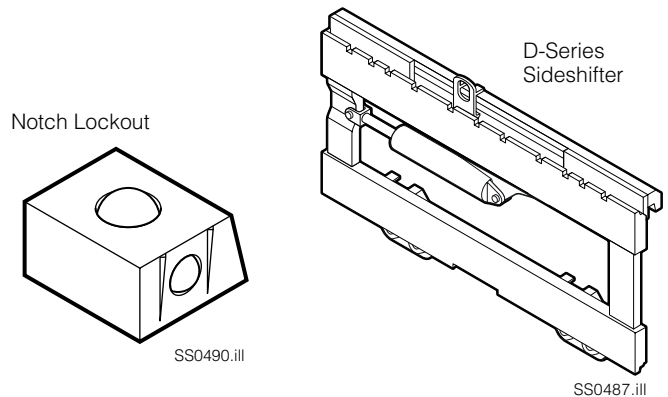
Technical Bulletin

Carriage Notch Lockout for D-Series Sideshifters

This sheet describes how to modify a D-Series Sideshifter upper carriage bar notch to prevent fork disengagement if the fork is positioned over the fork loading slot. The notch lockout is easy to install with a hammer and punch. Notch lockouts available are listed below:

Sideshifter Carriage Class	Notch Lockout Part Number
II	233397
III	233398
IV	233399

- 1 Identify the upper carriage bar notch positioned over the lower carriage bar fork loading slot. Clean the upper carriage bar notch.
- 2 Place the notch lockout in the notch and position flush with the back surface of the carriage bar.
- 3 Seat the notch lockout in the notch with a 3/8 in. (10 mm) socket over the top ball and tap with a hammer. Tap the notch lockout into final position.
- 4 Permanently install the notch lockout by seating the top ball using a punch and hammer. Test the notch lockout to make sure it is firmly installed. The top of the ball needs to be as far below the top surface of the notch lockout as possible to fully engage the sides of the carriage notch.
- 5 Fill out the form on the back of this sheet and fax or mail to Cascade Corporation Technical Support.



SS0491.ill

NOTE: This information should not be interpreted as the basis for warranty claims unless so designated.

cascade[®]
corporation

For Technical Support . . .

Call: 1-800-227-2233 Fax: 1-888-329-8207
 Internet: www.cascorp.com
 Write: Cascade Corporation, PO Box 20187, Portland, OR 97294

To Order Parts . . .

Call: 1-888-227-2233 Fax: 1-888-329-0234
 Internet: www.cascorp.com
 Write: Cascade Corporation, 2501 Sheridan Ave., Springfield, OH 45505



Completed Carriage Notch Lockout Conversions

Return this form to Cascade Corporation
by FAX: 888-329-8207

OR

Email the information to: dshifter@cascorp.com

Company

Address

City

State

ZIP

Contact

Phone No.

FAX No.

Serial Numbers of units converted:

_____	_____	_____	_____
_____	_____	_____	_____
_____	_____	_____	_____



Additional Carriage Notch Lockout Request

Return this form to Cascade Corporation
by FAX: 888-329-8207

Company

Address

City

State

ZIP

Contact

Phone No.

FAX No.

Quantity of additional Notch Lockouts required: Class II _____ Class III _____ Class IV _____
